













Oklahoma City Public School (OKCPS) DRILL SCHEDULE 2020 - 2021

Drills are required to be reported to the Oklahoma School Security Institute (OSSI) using the following link: [OSSI Drill Reporting](#)

	Drill Type	Requirement	Date Completed	Date Reported
FALL SEMESTER 2020				
August				
	Evacuation/Fire Drill #1	"Within first 10 days of each semester." International Fire Code (August 31 – September 11)		
	Security Drill #1 (Lockdown)	"Within first 15 days of each semester." (August 31 – September 18)		
September				
	Shelter/Tornado Drill #1	"During the month of September."		
October				
	Security Drill #2 (Lockout), Morning	"Different time of day than the previous security Drill."		
November				
	Evacuation/Fire Drill #2	Two per semester according to OKC Fire Marshall		
December				
	Hold	Additional drill based on hazards		
SPRING SEMESTER 2021				
January				
	Fire Drill #3	"Within first 10 days of each semester." International Fire Code (January 14 – January 16)		
	Security Drill #3 (Lockdown)	"Within first 15 days of each semester." (January 14 – January 23)		
February				
	Security Drill #4 (Lockout) Afternoon	"Different time of day than the first security Drill."		
March				
	Shelter/Tornado Drill #2	"During the month of March."		
April				
	Evacuation/Fire Drill #4	Two per semester according to OKC Fire Marshall		
May				
	Earthquake	Additional drill based on hazards		

Oklahoma City Public School (OKCPS) DRILL SCHEDULE 2020 - 2021

Drills are required to be reported to the Oklahoma School Security Institute (OSSI) using the following link: [OSSI Drill Reporting](#)



Evacuation/Fire Drill

An evacuation of all facility / building / school occupants to a designated outside assembly area. A complete accountability of all occupants will be conducted.



Shelter/Tornado Drill

The relocation of all facility/building/school occupants to a designated inside best available area of refuge. A complete accountability of all occupants will be conducted. (earthquake, hazmat, severe weather)



LOCKOUT

“Get Inside, Lock Outside Doors” Lockout is called when there is a threat or hazard outside of the school building. A complete accountability of all occupants will be conducted.



LOCKDOWN

“Locks, Lights, Out of Sight” Lockdown is called when there is a threat or hazard inside the school building. A complete accountability of all occupants will be conducted.



HOLD

“Hold in Your Classroom” “Clear the Halls” Remain in your classroom until further instructions is given.

For assistance contact OKCPS Emergency Manager:

Brandi Farris

(O) 405-587-1080

(C) 817-230-7510

bnfarris@okcps.org

***Use input from safety committee to determine drills that are pertinent to your specific area. This will serve as documentation that you have done everything possible to keep your students, teachers, and staff safe should anything ever happens. Each drill should be done as a stand-alone drill. Multiple drills should NOT be conducted during the same time frame.**

In Accordance:

“I Love U Guys” Foundation: Standard Response Protocols: <http://iloveuquys.org/>

Oklahoma City Public Schools Emergency Operations Plan

International Fire Code

Oklahoma Statues Title 63: Section 681 (§63-681. School buildings)

Oklahoma Statues Title 70: Section 5 (§70-5-148. Security drills)

Oklahoma Statues Title 70: Section 5 (§70-5-149. School safety drills)